
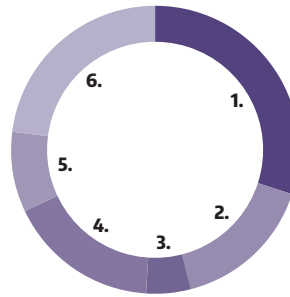


W UNIVERSITY OF WASHINGTON BOTHELL 2020-21 FAST FACTS

STUDENT ENROLLMENT



*FTE = Full Time Equivalent



- 28%** First Year & Pre-Major Programs
- 15%** School of Business
- 4%** School of Educational Studies
- 15%** School of Interdisciplinary Arts & Sciences
- 8%** School of Nursing & Health Studies
- 29%** School of Science, Technology, Engineering & Mathematics

ACCESS AND OPPORTUNITY




In autumn 2020, **41%** of incoming first-year students and of new incoming transfers would be first in their immediate families to earn a four-year degree.



33% of incoming first-year students and of new incoming transfers are eligible for federal Pell Grants.




More than 400 students at UW Bothell are eligible for veterans benefits.

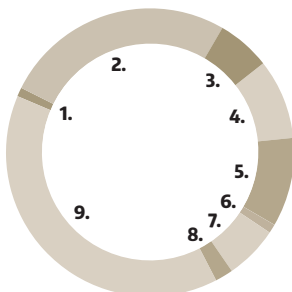


97% of incoming first-year students and 88% of new incoming transfers in autumn 2020 come from Washington state.

Of the new incoming transfers, 79% come from a Washington state community college.

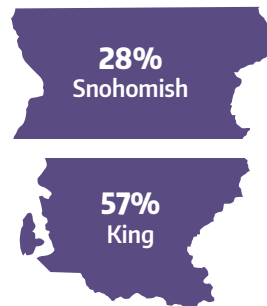


STUDENT DIVERSITY

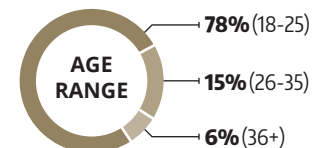


- <1%** American Native or Alaska Native
- 32%** Asian
- 7%** Black or African American
- 10%** Hispanic or Latino
- 7%** International (nonresident alien)
- <1%** Native Hawaiian or Pacific Islander
- 6%** Two or more races
- 2%** Not indicated
- 35%** White

TOP COUNTIES OF RESIDENCE



TOP FIVE CITIES OF RESIDENCE




COMMUNITY ENGAGEMENT




Each year, UW Bothell students work with more than 375 community partners – businesses, nonprofit organizations and government agencies – on projects that advance their education and support the partners' goals.

Source: UW Bothell Division of Advancement & External Relations

AVERAGE CLASS SIZE



30 UNDERGRADUATE



20 GRADUATE

AVERAGE CREDIT LOAD (per quarter)



14 UNDERGRADUATE STUDENTS



9 GRADUATE STUDENTS

FACULTY & STAFF



FACULTY

354 HEADCOUNT

STAFF

358 HEADCOUNT

Source: Office of Organizational Excellence & Human Resources

ENVIRONMENTAL SUSTAINABILITY



The wetland at UW Bothell is a living laboratory for the study of ecosystems and ecological restoration. The Sarah Simonds Green Conservatory is a greenhouse, classroom and support space for research and public outreach. It houses an herbarium that facilitates studies of conservation, biodiversity and climate change.

RETURN ON INVESTMENT

UW Bothell ranks **No. 1** in the nation for public colleges that provide the greatest return on investment.

Source: CNBC Make It 2020




In 2019-20, **63%** of undergraduate students and **68%** of graduate students graduated debt-free.

Source: Office of Financial Aid & Scholarships

UW Bothell is a Forbes "**Best Value College**" for 2019 — No. 22 on a list of 300 schools across the nation that are ranked to help students evaluate the return on their investment in higher education.

Source: Forbes.com



SmartAsset, a New York-based financial technology company, ranked **UW Bothell No. 2** on its list of Best Value Colleges in the state of Washington.

Source: SmartAsset (2020)

STATE IMPACT



Nearly **9 out of 10** UW Bothell alumni live and work in the state of Washington, contributing to the dynamic economy and investing in their community.



\$341.8 million total impact to the state of Washington

Source: University of Washington 2019 Economic Impact Report

➤ All data was provided by the UW Bothell Office of Institutional Research unless otherwise indicated. ◀

GET CONNECTED

