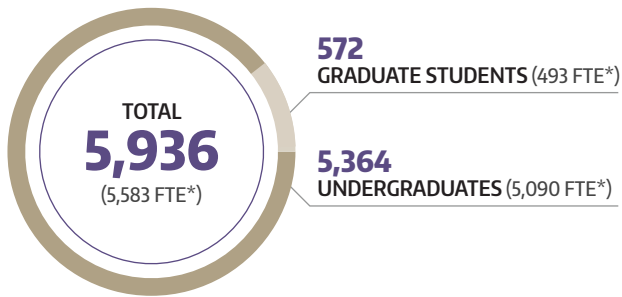
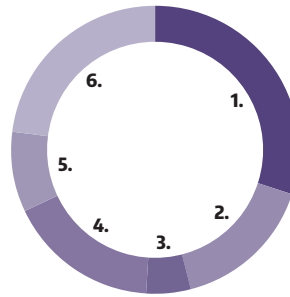


W UNIVERSITY OF WASHINGTON BOTHELL 2019-20 FAST FACTS

STUDENT ENROLLMENT



*FTE = Full Time Equivalent



- 29%** First-Year & Pre-Major Programs
- 15%** School of Business
- 4%** School of Educational Studies
- 16%** School of Interdisciplinary Arts & Sciences
- 9%** School of Nursing & Health Studies
- 28%** School of Science, Technology, Engineering & Mathematics

ACCESS AND OPPORTUNITY




In fall 2019, **40 percent** of incoming first-year students and **43 percent** of incoming transfers would be first in their immediate families to earn a four-year degree.



36 percent of incoming first-year students and **34 percent** of incoming transfers are eligible for federal Pell Grants.

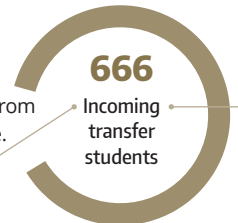


More than 350 students at UW Bothell are eligible for veterans benefits.

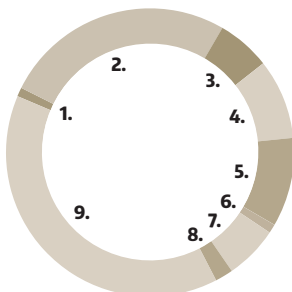


96% of incoming first-year students and 91% of incoming transfers in autumn 2019 come from Washington state.

Of the incoming transfers, 86% come from a Washington state community college.

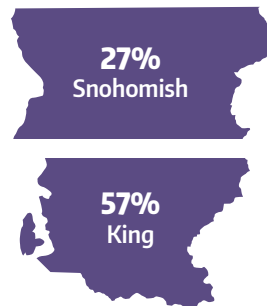


STUDENT DIVERSITY

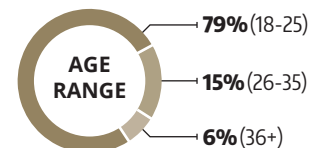


- <1%** American Native or Alaska Native
- 30%** Asian
- 7%** Black or African-American
- 10%** Hispanic or Latino
- 9%** International (student visa)
- 1%** Native Hawaiian or Pacific Islander
- 6%** Two or more races
- 2%** Not indicated
- 36%** White

TOP COUNTIES OF RESIDENCE



TOP FIVE CITIES OF RESIDENCE




COMMUNITY ENGAGEMENT




Each year, UW Bothell students work with more than 375 community partners – businesses, nonprofit organizations and government agencies – on projects that advance their education and support the partners' goals.

Source: UW Bothell Division of Advancement & External Relations

AVERAGE CLASS SIZE



30 UNDERGRADUATE



19 GRADUATE

AVERAGE CREDIT LOAD (per quarter)




UNDERGRADUATE STUDENTS



GRADUATE STUDENTS

FACULTY & STAFF



FACULTY
353 HEADCOUNT

STAFF
360 HEADCOUNT

Source: Office of Organizational Excellence & Human Resources

ENVIRONMENTAL SUSTAINABILITY



The wetland at UW Bothell is a living laboratory for the study of ecosystems and ecological restoration. The Sarah Simonds Green Conservatory is a greenhouse, classroom and support space for research and public outreach. It houses an herbarium that facilitates studies of conservation, biodiversity and climate change.

RETURN ON INVESTMENT

UW Bothell alumni earned the "best ROI" among all alumni from Washington state colleges, making **\$609,000** more in 20 years than high school graduates do. The national average is around **\$225,000**.

Source: Payscale.com (2018)




In 2018-19, **61%** of undergraduate students and **54%** of graduate students graduated debt-free.

Source: Office of Financial Aid & Scholarships

UW Bothell ranks **No. 2** in the nation for public colleges that provide the greatest return on investment.

Source: CNBC Make It (2019)



SmartAsset, a New York-based financial technology company, ranked **UW Bothell No. 2** on its list of Best Value Colleges in the state of Washington.

Source: SmartAsset (2019)

STATE IMPACT



Nearly **9 out of 10** UW Bothell alumni live and work in the state of Washington, contributing to the dynamic economy and investing in their community.



\$341.8 million total impact to the state of Washington

Source: University of Washington 2019 Economic Impact Report

➤ All data was provided by the UW Bothell Office of Institutional Research unless otherwise indicated. ◀

GET CONNECTED

